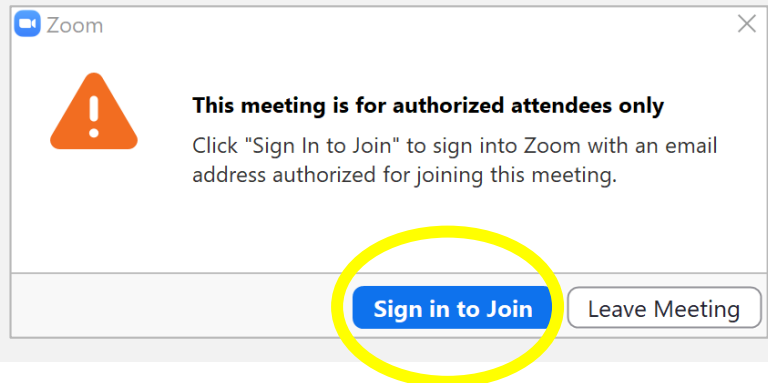


Joining a Meeting for Authorized Users

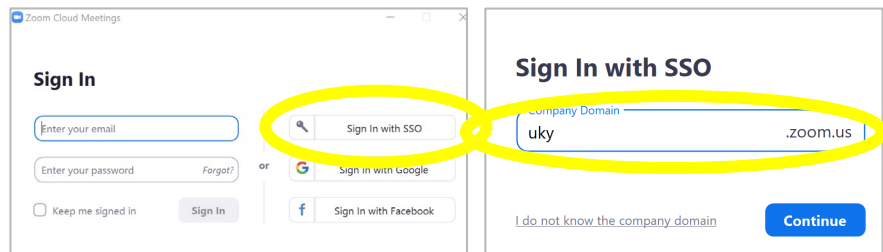
Step 1:

Click the meeting link provided by the meeting host and click “Sign in to Join”.



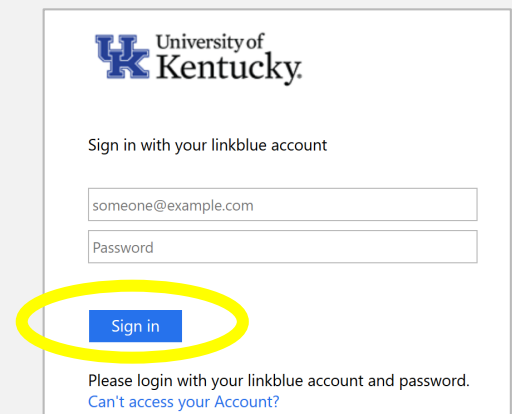
Step 2:

Click “Sign in with SSO”. It is the first option in the list of additional sign in options. Then, type “uky” in the text field for company domain and click “Continue”.



Step 3:

Enter your linkblue account and password in the appropriate fields. Then, click “Sign in”.



Step 4:

After clicking “Sign in”, the Zoom meeting will open. Be sure to join with computer audio, mute your mic, and turn on your video.

