


Disabling Zoom Participant Video

Disabling a participant's video can occur before or during a Zoom meeting.

Before a Meeting:

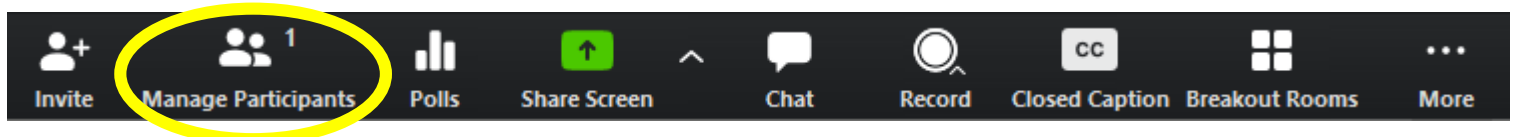
When you are scheduling a Zoom meeting, you can set the meeting to start with or without videos from your meeting participants. To start meetings without participant videos turned on, select off.



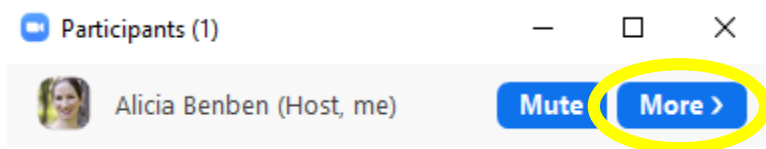
Please note that participants can choose to turn their video back on during the meeting.

During a Meeting:

If you need to disable a participant's video during a meeting, select Manage Participants.



Hover over the participant that you would like to disable and select More.



Select Stop Video.

