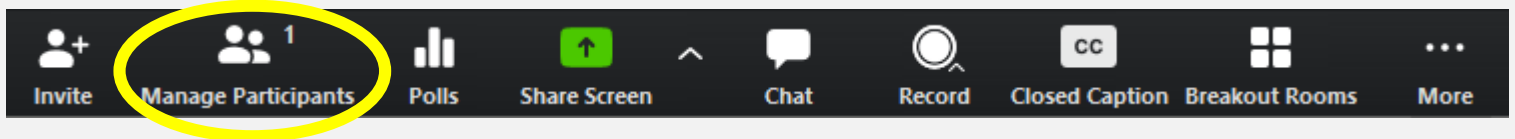


Removing Participants From Your Zoom Meeting

When you remove participants from a Zoom meeting, they will not be allowed to join any future meeting with this meeting ID.


Step 1:

Select Manage Participants.



Step 2:

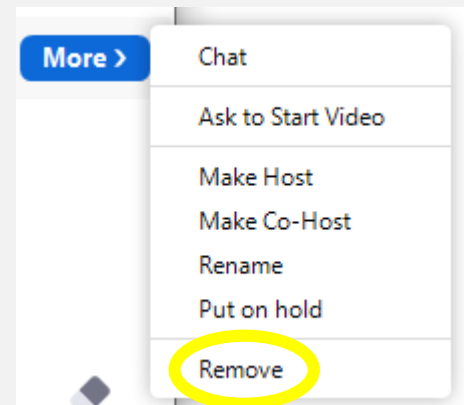
Hover over the participant that you would like to remove and select More.



Step 3:

Select Remove.

Please note, once a participant has been removed, they cannot re-enter this meeting.



Teaching, Learning,
and Academic Innovation